



DH-Robotics Technology Co.,Ltd.

Linked in | **YouTube** [Search DH-Robotics](#)

EN-3.2.2022.09

en.dh-robotics.com

info@dh-robotics.com

A507, Industrialization building, Yuexing 3rd Road, Nanshan district, Shenzhen, China, 518063



DH-ROBOTICS

VOICE COIL ACTUATOR



CONTENTS

CONTENTS

1	Introduction to Voice Coil Actuators	02
2	VLA Series Voice Coil Linear Actuator	07
3	VLAR Series Voice Coil Linear Rotary Actuator	19
4	Voice Coil Actuator Drive	29

PRODUCT FEATURES

Compact design, thin and light. The thinnest product thickness is only **16 mm**



Soft landing

Contact the surface of an object with high speed and low force



3 working modes

- Velocity mode
- Torque mode
- Position mode

Application scenarios



Hi-speed pick and place



Precision machining



Automated production line



- Force repeatability: ± 3 g
- Stroke resolution: up to $0.5 \mu\text{m}$
- Positioning repeatability: $\pm 2 \mu\text{m}$
- Rotary position resolution: 0.005°

PRODUCT ADVANTAGES

±3 g
Force control accuracy

0.5 μm
Stroke resolution

±2 μm
Positioning repeatability

16 mm
Optimal thickness

Soft landing

DH-ROBOTICS

The force generated by the voice coil actuator is proportional to the current. The voice coil actuator is combined with a high-performance guide rail. The coil and stator parts of the motor are non-contact and wear-free, and the force control accuracy of up to ±3 g can be achieved.

High-precision magnetic encoder with micron-level resolution. Optical encoder with 0.5μm resolution, Magnetic grid encoder with 1μm resolution.

The DH-Robotics voice coil actuator is a direct drive motor combined with a micron-level magnetic encoder. When it positions to the same point repeatedly, the accuracy deviation of the stop position is ±2 μm.

The DH-Robotics voice coil actuator is designed to be highly integrated, with a minimum thickness of 16 mm for the series of products, greatly saving the internal space of the module device and facilitating the arrangement of the multi-motor matrix combination.

The intelligent soft landing function enables the target object to be softly touched with precise force control. This technology reduces the scratch rate and fragmentation rate of precision fragile or high unit price parts. In this way, the yield rate and productivity are improved.

Advantages Over Conventional Solution

Take chip packaging as an example:

Pain points


The conventional chip pickup mechanism contacts the chip too fast, and the contact force is too large, which will cause the chip to be damaged due to excessive pressing. And it cannot achieve high force control, limiting the efficiency of the chip mounting process.

	Conventional solution	DH-Robotics solution
Device used	Combined mounting head	VLAR-20-15 voice coil linear rotary actuator
Motion module	The module is integrated with: Linear motor Servo motor/stepper motor Voice coil motor (VCM)	All-in-one integrated module design
Repeatability	Positioning repeatability: ±10 μm Rotation repeatability: ±0.5 ° Force control accuracy: ±10 g	Positioning repeatability: ±2 μm ↑ Improved by more than 5 times Rotation repeatability: ±0.05 ° ↑ Improved by more than 10 times Force control accuracy: ±3 g ↑ Improved by more than 3 times


The advantages of DH-Robotics voice coil actuator compared with the common combined mounting head are:



Integrated design
Small volume
Saving device space




Higher accuracy
Faster
More stable motion



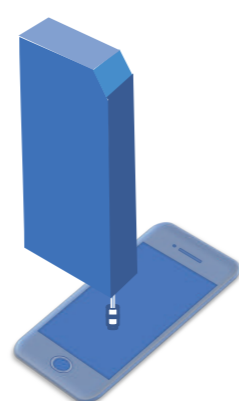
Precision component
Less wear
Longer service life

APPLICATIONS



Flexible pick and place of vulnerable components

The voice coil actuator can provide accurate linear and rotary motions of the Z-axis while performing high-speed pick-and-place motions. With the soft landing function, it can touch precision components with a force of $\pm 3g$ to protect the components from damage, for example, in chip packaging and camera module assembly.



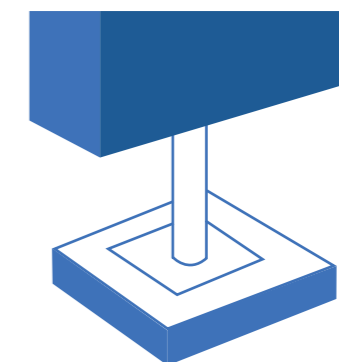
Electronics testing

Highly integrated design, the minimum thickness can reach 16mm, suitable for multi-motor matrix combination arrangement, and can complete a variety of touch operation modes. The force control accuracy is $\pm 3g$, the repeat accuracy (position) is $\pm 2\mu m$, the product runs stably, so that the detection efficiency is improved. It can be applied to touch panel testing, keyboard testing, switch testing.



New energy battery thickness measurement

The thrust and speed of the actuator are set through the program, and the battery pack is pushed flexibly. When the set force is reached, the position is measured and the thickness information of the battery pack is output. The characteristics of high stability, high frequency and long life of the voice coil actuator can ensure long-term, efficient, accurate and stable execution of detection.



High-precision parts assembly

Miniature electronic components have high requirements for production and assembly, such as camera module assembly. The precise force control and soft landing capability of the voice coil linear rotary actuator can prevent parts from being damaged; high position repeatability ensures the accuracy of positioning and assembly and improves the overall assembly production yield.

VOICE COIL ACTUATOR



VLA SERIES

Voice Coil Linear Actuator

VLA-16-15(Magnetic encoder)

VLA-16-15(With vacuum)

VLA-20-15(With vacuum)

VLA-25-25(Magnetic encoder)

VLA-30-25(Optical/Magnetic encoder)



PRODUCT FEATURES

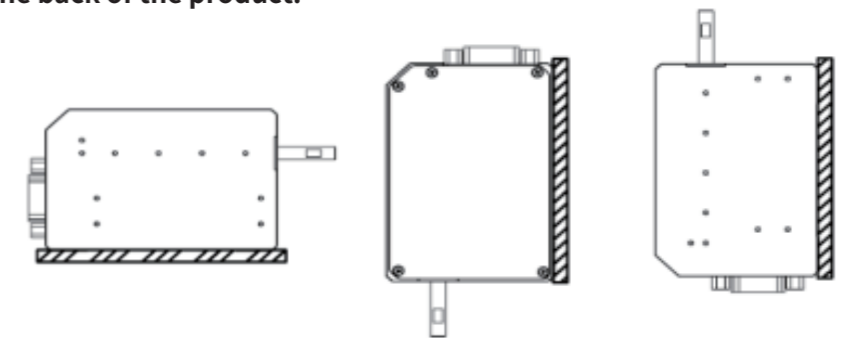
High force repeatability Soft landing	Light, thin, and easy to use Adjustable parameters	High-speed and high-frequency Long life over 100 million cycles
The thrust repeatability of VLA series of products is within ± 3 g, meeting the production and assembly requirements of semiconductors, optoelectronics, and other industries for high force control accuracy.	The product design is compact, light and thin, and has strong maneuverability. You can adjust the speed, thrust, and position parameters and set different modes through the control software.	With high response-ability, high speed, and high frequency, the frequency can reach more than 30 Hz without load. The service life is up to 100 million cycles, and it is stable and durable.

INSTALLATION METHOD

Install it using the screw holes on the back of the product.


Installation directions:

- Horizontal direction
- Vertical installation with the vertical rod pointing down
- Vertical installation with the vertical rod pointing up



APPLICATION SCENARIOS

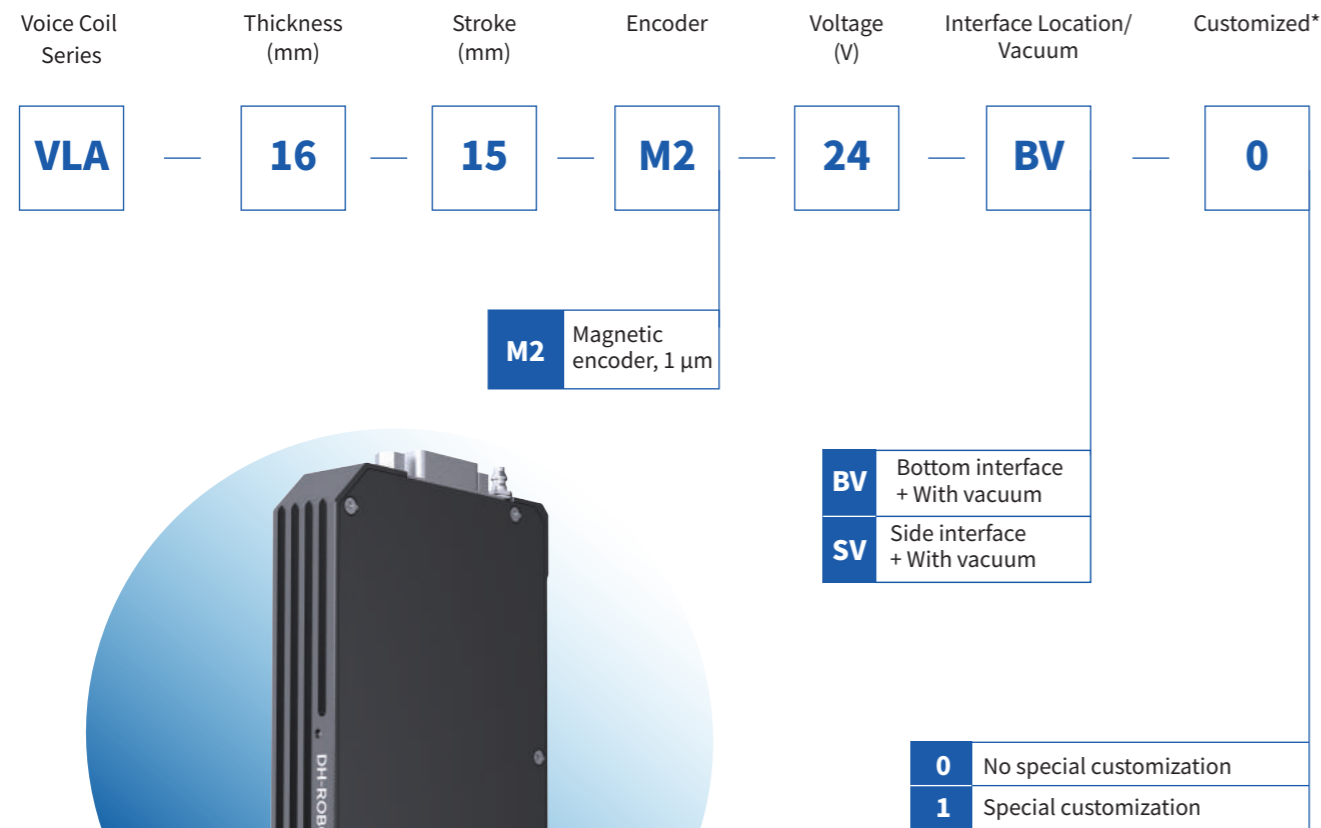
The force repeatability of ± 3 g, micron-level resolution, and ultra-high motion frequency of the VLA series help to improve the efficiency and yield rate of quick pick-and-place, assembly, testing, and other scenarios in semiconductor, 3C electronics, optoelectronics, and other industries.



VLA-16-15 (With vacuum)

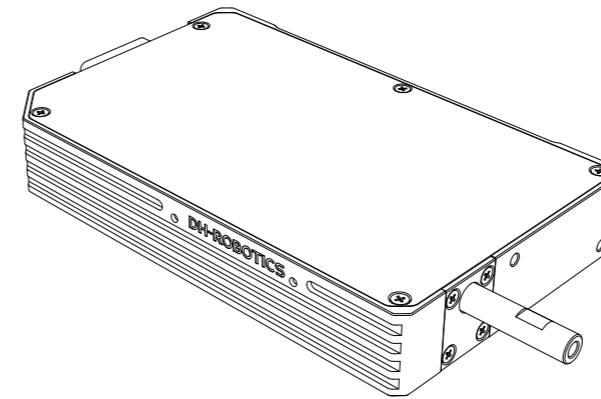
VOICE COIL LINEAR ACTUATOR

SELECTION METHOD



*Note: For customization fees, consult the company's sales staff.

TECHNICAL SPECIFICATIONS



Performance specifications

Peak thrust	6 N
Continuous thrust	3 N
Total stroke	15 mm
Force repeatability	±3 g
Force constant	3 N/A
Linear stroke resolution	1 μm
Positioning repeatability	±5 μm
No-load frequency	More than 30 Hz

Mechanical specifications

Overall mass	220 g
Movable part mass	30 g
Size	100 mm x 62 mm x 16 mm
Vacuum	With vacuum

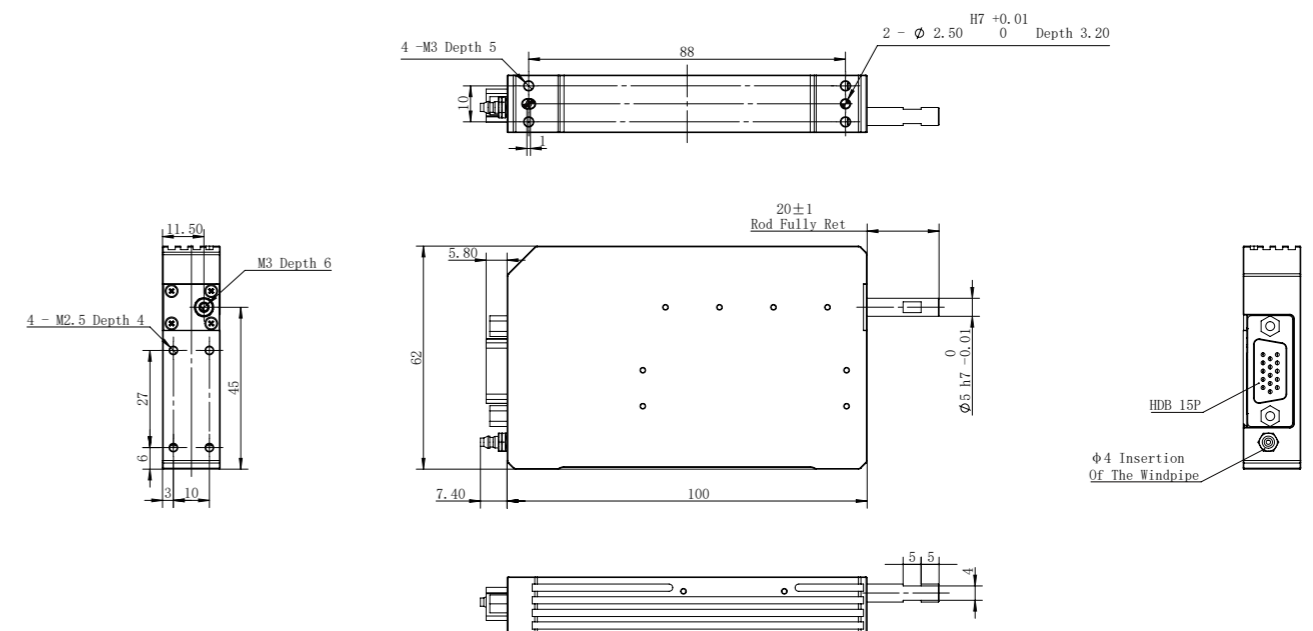
Operating environment

Operating voltage	24 V DC ± 10%
Continuous current	1.0 A
Peak current	2.4 A
Recommended load	≤80 g
IP rating	IP 40
Recommended operating environment	0°C-40°C, 85% RH or less
International standard compliance	CE, FCC, RoHS



For specific selection of voice coil products, please contact DH-Robotics or authorized agent for application and process confirmation. When higher requirements for actuators are required, please contact engineering staff.

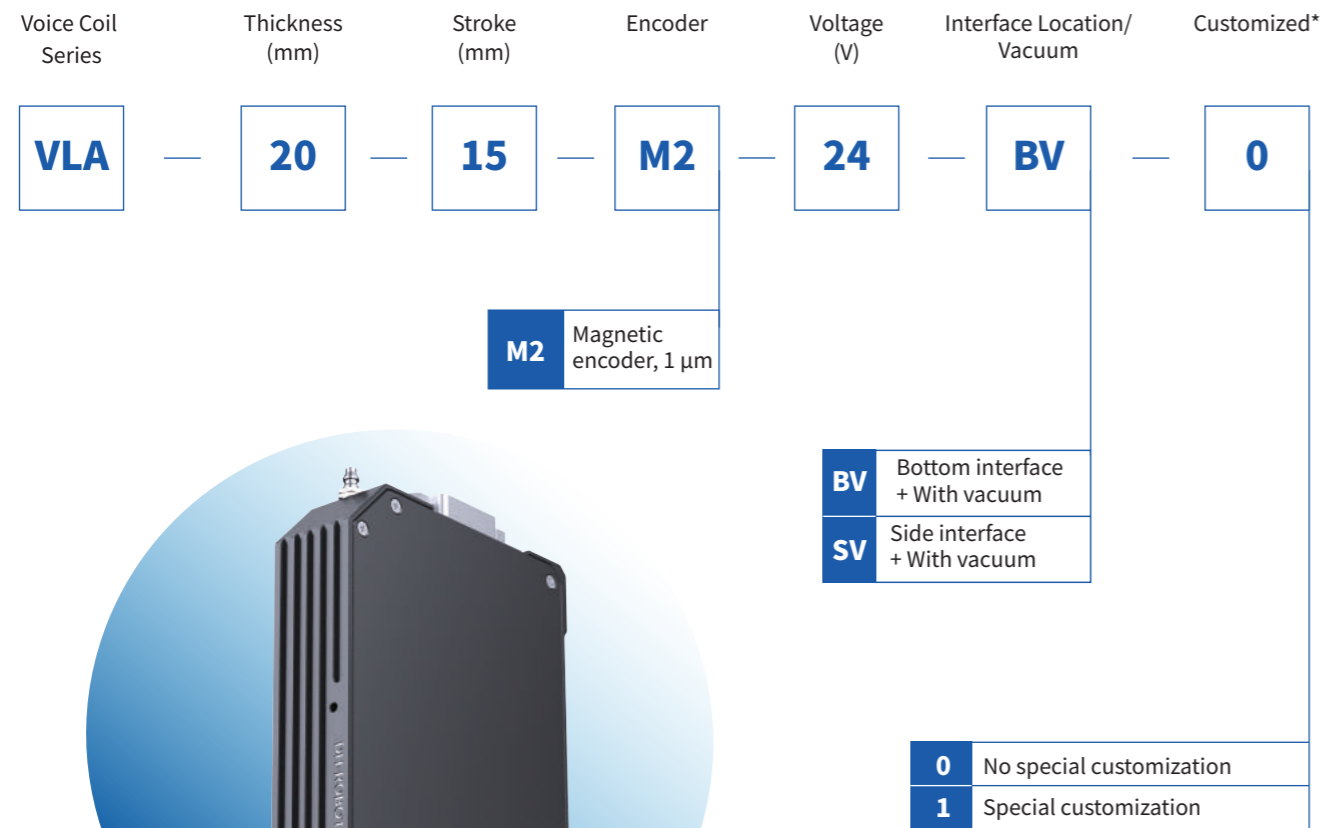
Dimensions



VLA-20-15 (With vacuum)

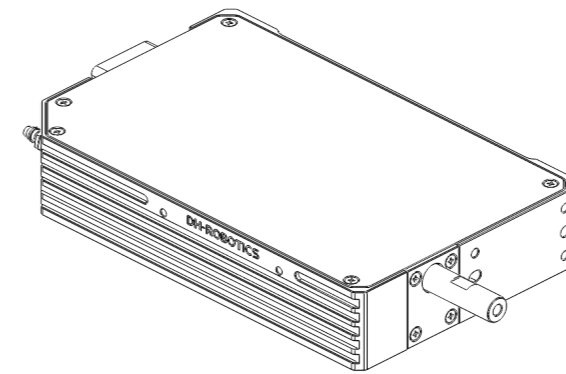
VOICE COIL LINEAR ACTUATOR

SELECTION METHOD



*Note: For customization fees, consult the company's sales staff.

TECHNICAL SPECIFICATIONS



Performance specifications

Peak thrust	8.3 N
Continuous thrust	3.8 N
Total stroke	15 mm
Force repeatability	±3 g
Force constant	3.8 N/A
Linear stroke resolution	1 μm
Positioning repeatability	±5 μm
No-load frequency	More than 30 Hz

Mechanical specifications

Overall mass	404.7 g
Movable part mass	50.9 g
Size	110 mm x 70 mm x 20 mm
Vacuum	With vacuum

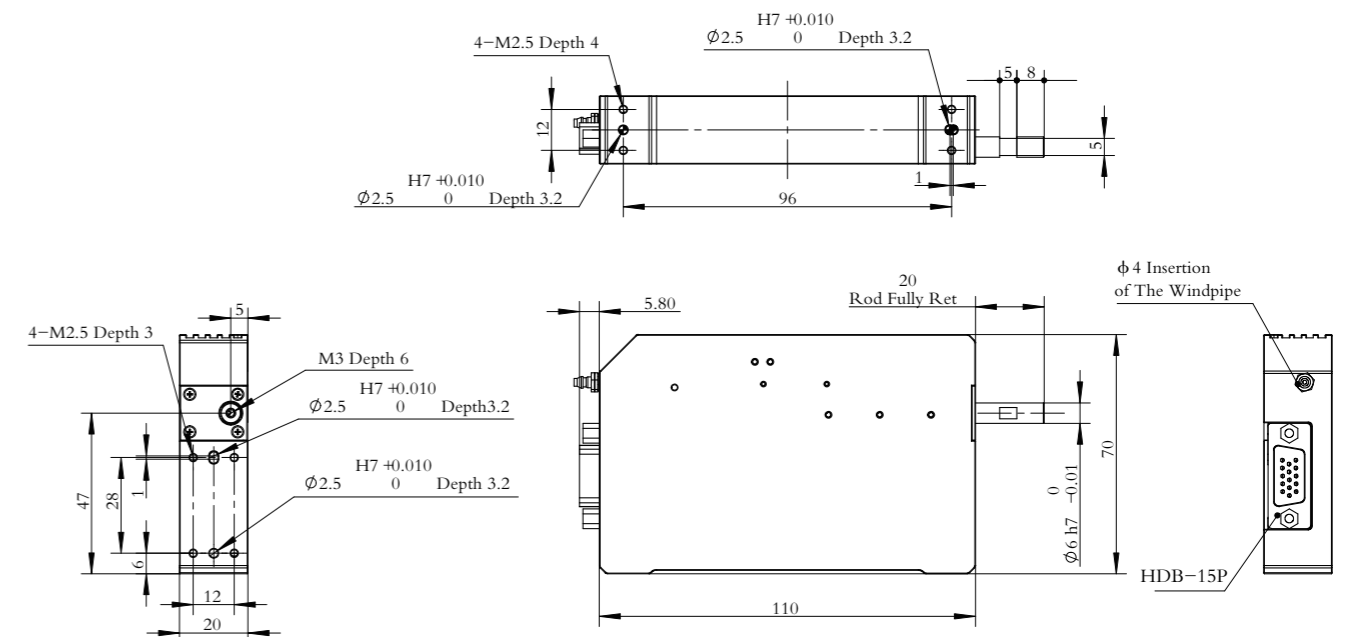
Operating environment

Operating voltage	24 V DC ± 10%
Continuous current	1.0 A
Peak current	2.4 A
Recommended load	≤100 g
IP rating	IP 40
Recommended operating environment	0°C-40°C, 85% RH or less
International standard compliance	CE, FCC, RoHS



For specific selection of voice coil products, please contact DH-Robotics or authorized agent for application and process confirmation. When higher requirements for actuators are required, please contact engineering staff.

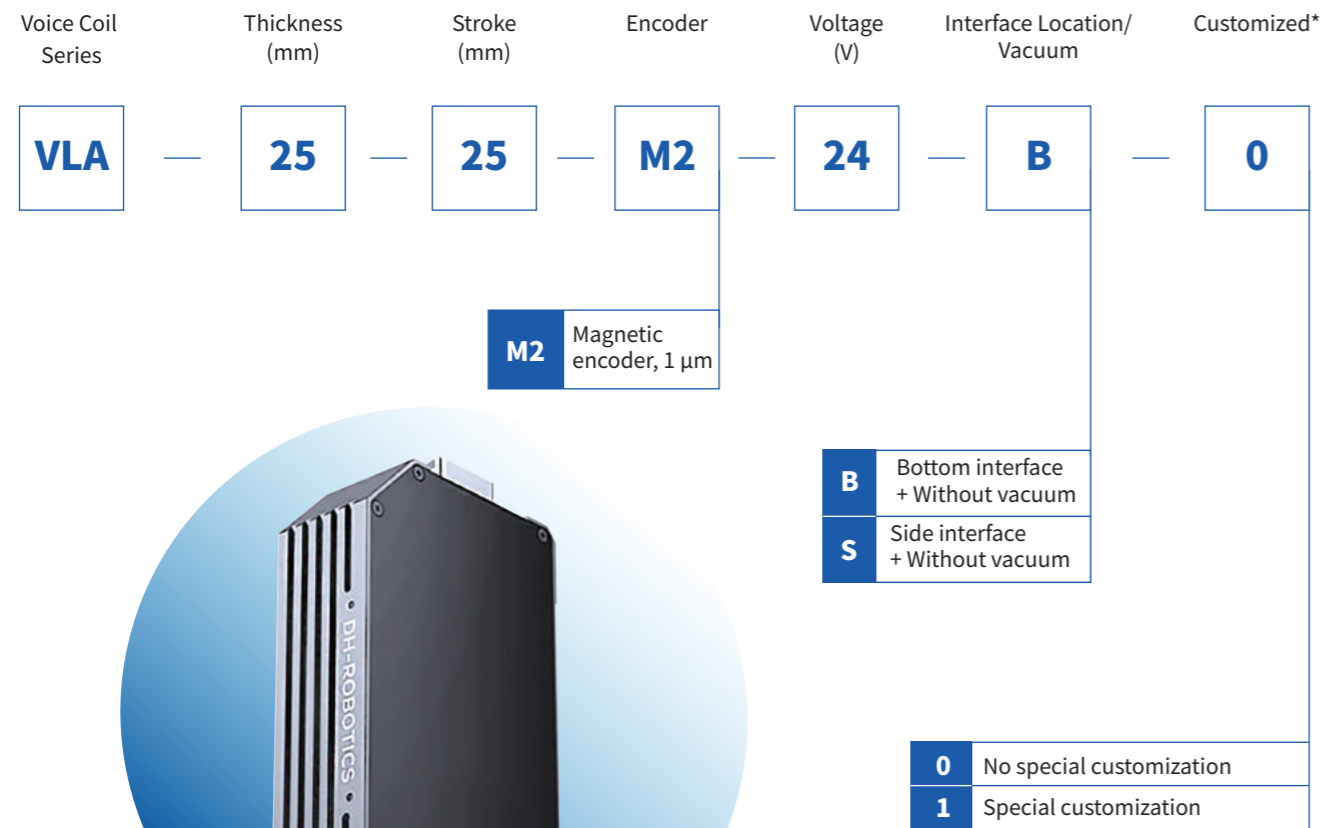
Dimensions



VLA-25-25 (Magnetic encoder)

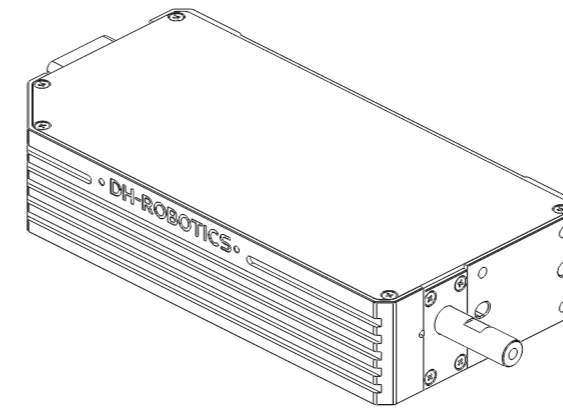
VOICE COIL LINEAR ACTUATOR

SELECTION METHOD



*Note: For customization fees, consult the company's sales staff.

TECHNICAL SPECIFICATIONS



Performance specifications

Peak thrust	11 N
Continuous thrust	6 N
Total stroke	25 mm
Force repeatability	±3 g
Force constant	5 N/A
Linear stroke resolution	1 μm
Positioning repeatability	±5 μm
No-load frequency	More than 30 Hz

Mechanical specifications

Overall mass	510 g
Movable part mass	54 g
Size	120 mm x 60 mm x 25 mm
Vacuum	Without vacuum

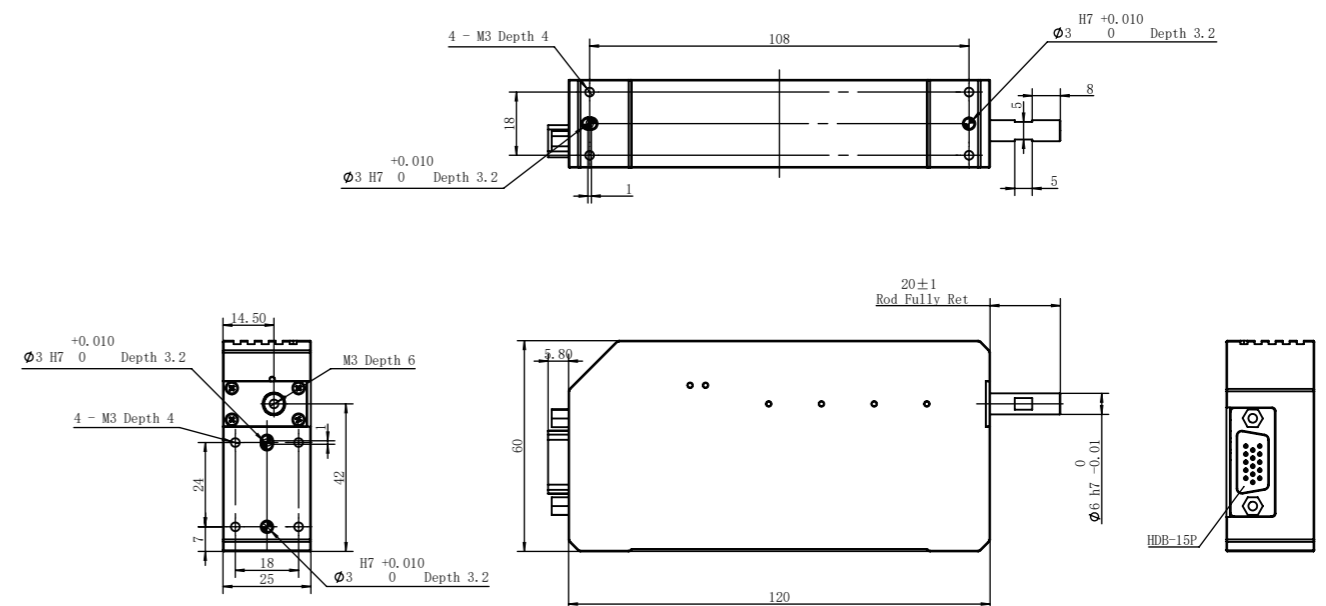
Operating environment

Operating voltage	24 V DC ± 10%
Continuous current	1.2 A
Peak current	2.2 A
Recommended load	≤150 g
IP rating	IP 40
Recommended operating environment	0°C-40°C, 85% RH or less
International standard compliance	CE, FCC, RoHS



For specific selection of voice coil products, please contact DH-Robotics or authorized agent for application and process confirmation. When higher requirements for actuators are required, please contact engineering staff.

Dimensions



VLA-30-25 (Optical/Magnetic encoder)

VOICE COIL LINEAR ACTUATOR

SELECTION METHOD

Voice Coil Series	Thickness (mm)	Stroke (mm)	Encoder	Voltage (V)	Interface Location/ Vacuum	Customized*
VLA	30	25	M2	24	B	0
			M2			
			H1			
				24		
				48		
					B	
					S	
						0
						1

M2 Magnetic encoder, 1 μm


H1 Optical encoder, 0.5 μm

B Bottom interface + Without vacuum

S Side interface + Without vacuum

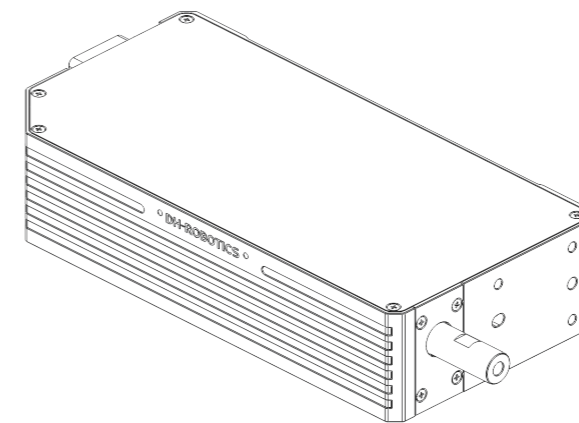
0 No special customization

1 Special customization



*Note: For customization fees, consult the company's sales staff.

TECHNICAL SPECIFICATIONS



Performance specifications

Peak thrust	24 N	30 N
Continuous thrust	12 N	16 N
Total stroke	25 mm	
Force repeatability	± 3 g	
Force constant	8.0 N/A	
Linear stroke resolution	1 μm (Magnetic grid encoder)	0.5 μm (Optical encoder)
Positioning repeatability	± 5 μm	
No-load frequency	More than 30 Hz	

Mechanical specifications

Overall mass	860 g	
Movable part mass	130 g	
Size	140 mm x 75 mm x 30 mm	
Vacuum	Without vacuum	

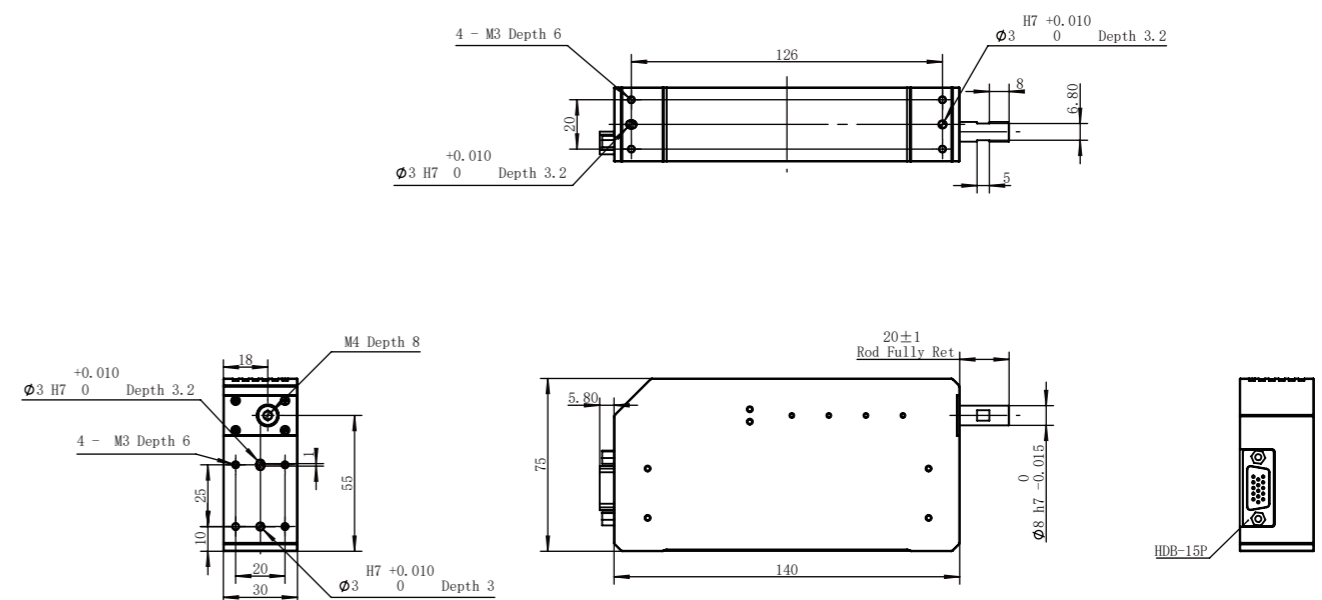
Operating environment

Operating voltage	24 V DC $\pm 10\%$	48 V DC $\pm 10\%$
Continuous current	1.5 A	2 A
Peak current	3 A	4 A
Recommended load	≤ 300 g	
IP rating	IP 40	
Recommended operating environment	0°C-40°C, 85% RH or less	
International standard compliance	CE, FCC, RoHS	



For specific selection of voice coil products, please contact DH-Robotics or authorized agent for application and process confirmation. When higher requirements for actuators are required, please contact engineering staff.

Dimensions



VLAR SERIES

Voice Coil Linear Rotary Actuator

VLAR-20-15(Magnetic encoder)

VLAR-20-15(Optical encoder)

VLAR-20-25(Optical/Magnetic encoder)

VLAR-25-25(Magnetic encoder)



PRODUCT FEATURES

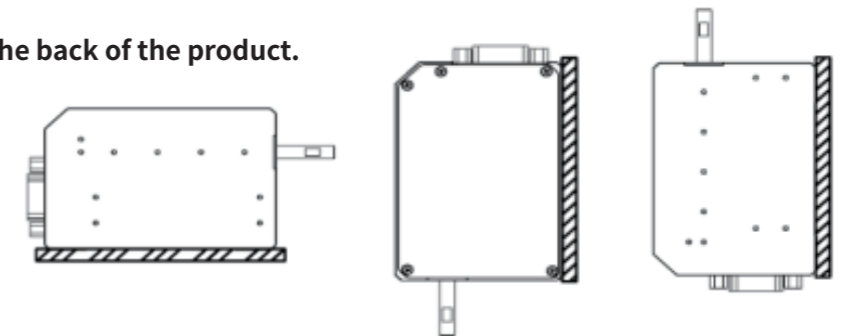
High performance Linear/Rotary motion Adjustable parameters	Hollow rod Soft landing Power-off protection	Precision resolution Long life over 100 million cycles
Provide accurate linear and rotary actions of the Z-axis during high-speed motion, with adjustable velocity, thrust, and position parameters, enabling complex actions requiring high frequency and high precision.	The product is compact, light, and thin. It employs a hollow rod design to support pick-and-place tasks. The intelligent soft landing function protects the picked and placed workpiece with precise force control. The Z-axis has a built-in spring to prevent the axis from falling off due to power-off during vertical operations.	Regarding this product, the stroke resolution is up to 0.5 μm , the rotary position resolution is 0.005°, and the thrust repeatability is within ± 3 g. With high-quality guide rail-level related components, it has a service life of up to 100 million cycles, and it is stable and durable.

INSTALLATION METHOD

Install it using the screw holes on the back of the product.

Installation directions:


- Horizontal direction
- Vertical installation with the vertical rod pointing down
- Vertical installation with the vertical rod pointing up



APPLICATION SCENARIOS

The force repeatability of ± 3 g and the micron-level resolution can be applied to the fast pick-and-place, assembly, testing, and other scenarios in semiconductors, 3C electronics, and other industries.

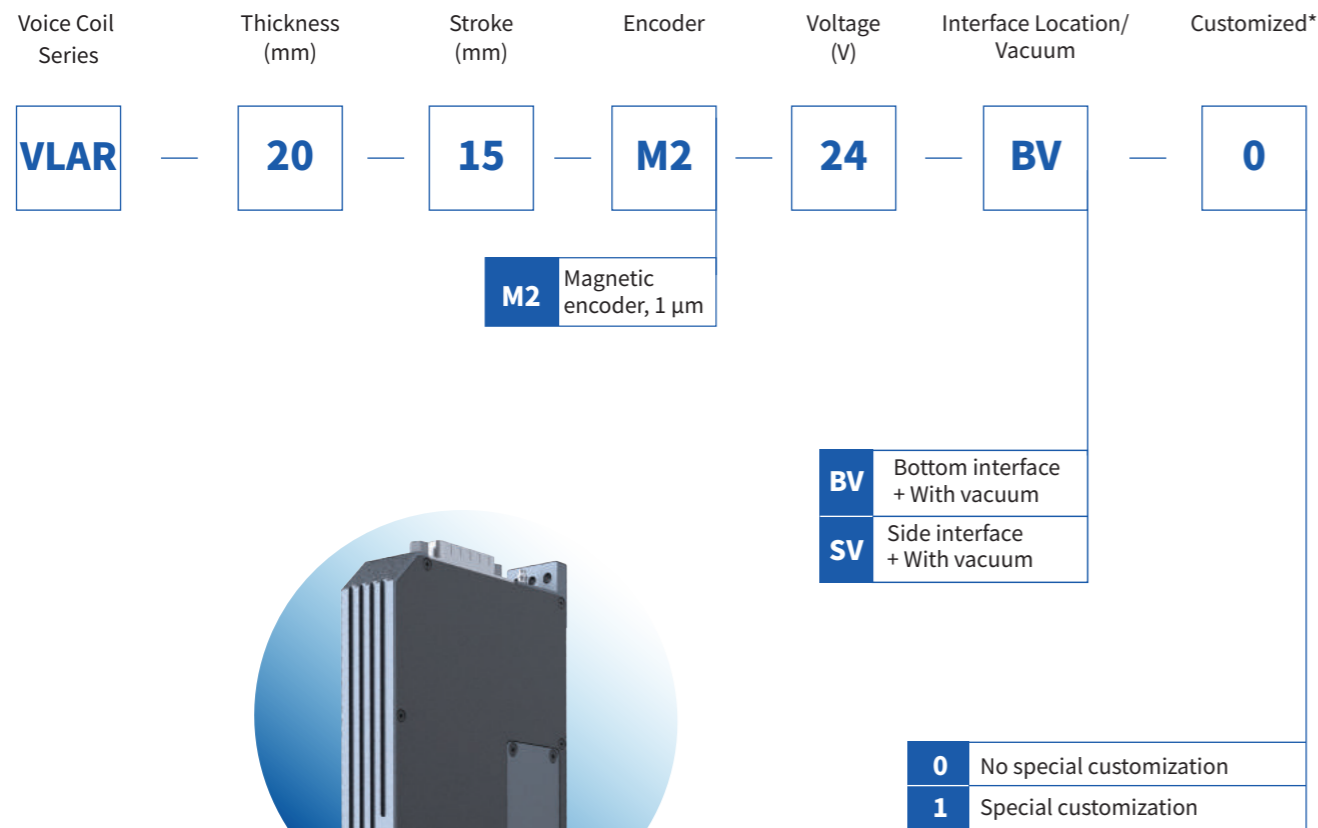
The unique linear and rotary motions of the Z-axis of the VLAR series can adapt to more abundant industrial scenarios, such as positioning, correction, and assembly in medical automation, 3C, and packaging automation.



VLAR-20-15 (Magnetic encoder)

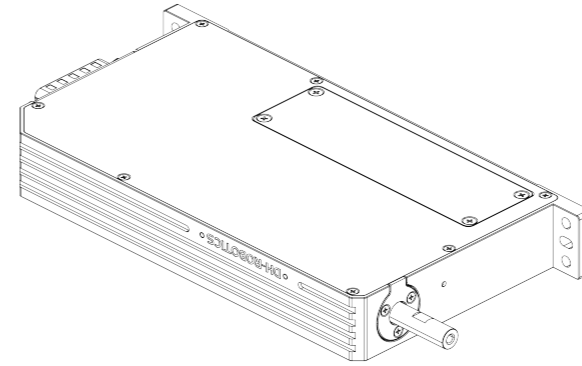
VOICE COIL LINEAR ROTARY ACTUATOR

SELECTION METHOD



*Note: For customization fees, consult the company's sales staff.

TECHNICAL SPECIFICATIONS

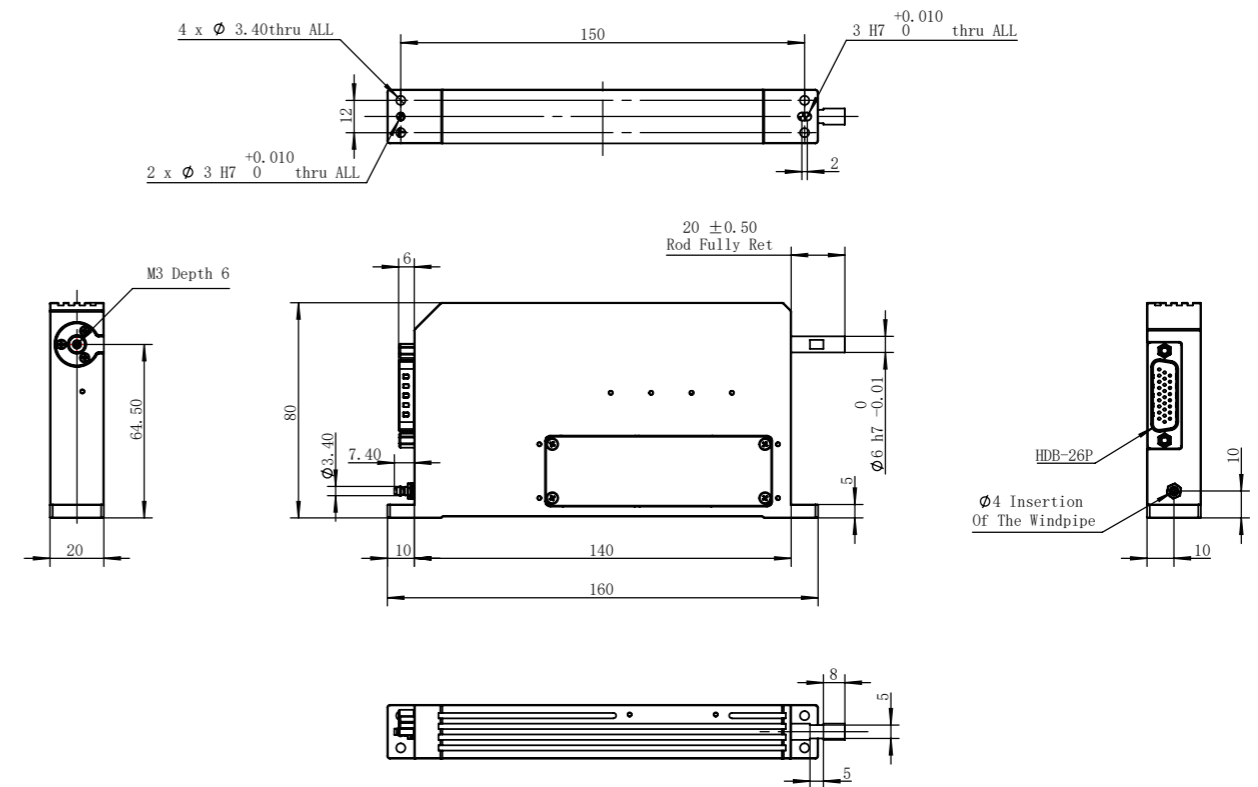


Performance specifications	
Peak thrust	16.5 N
Continuous thrust	8 N
Total stroke	15 mm
Force repeatability	±3 g
Force constant	6.7 N/A
Maximum torque	0.04 N·m
Maximum speed	2000 rpm
Linear stroke resolution	1 μm
Positioning repeatability	±5 μm
Rotary encoder resolution	0.02°
Mechanical specifications	
Overall mass	555 g
Movable part mass	144 g
Size	140 mm x 80 mm x 20 mm
Vacuum	With vacuum
Operating environment	
Operating voltage	24 V DC ± 10%
Continuous current	(Linear) 1.2 A (Rotary) 0.6 A
Peak current	(Linear) 2.5 A (Rotary) 2.5 A
Recommended load	≤150 g
Recommended load inertia	20 g·cm ²
IP rating	IP 40
Recommended operating environment	0°C-40°C, 85% RH or less
International standard compliance	CE, FCC, RoHS



For specific selection of voice coil products, please contact DH-Robotics or authorized agent for application and process confirmation. When higher requirements for actuators are required, please contact engineering staff.

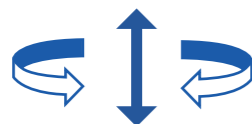
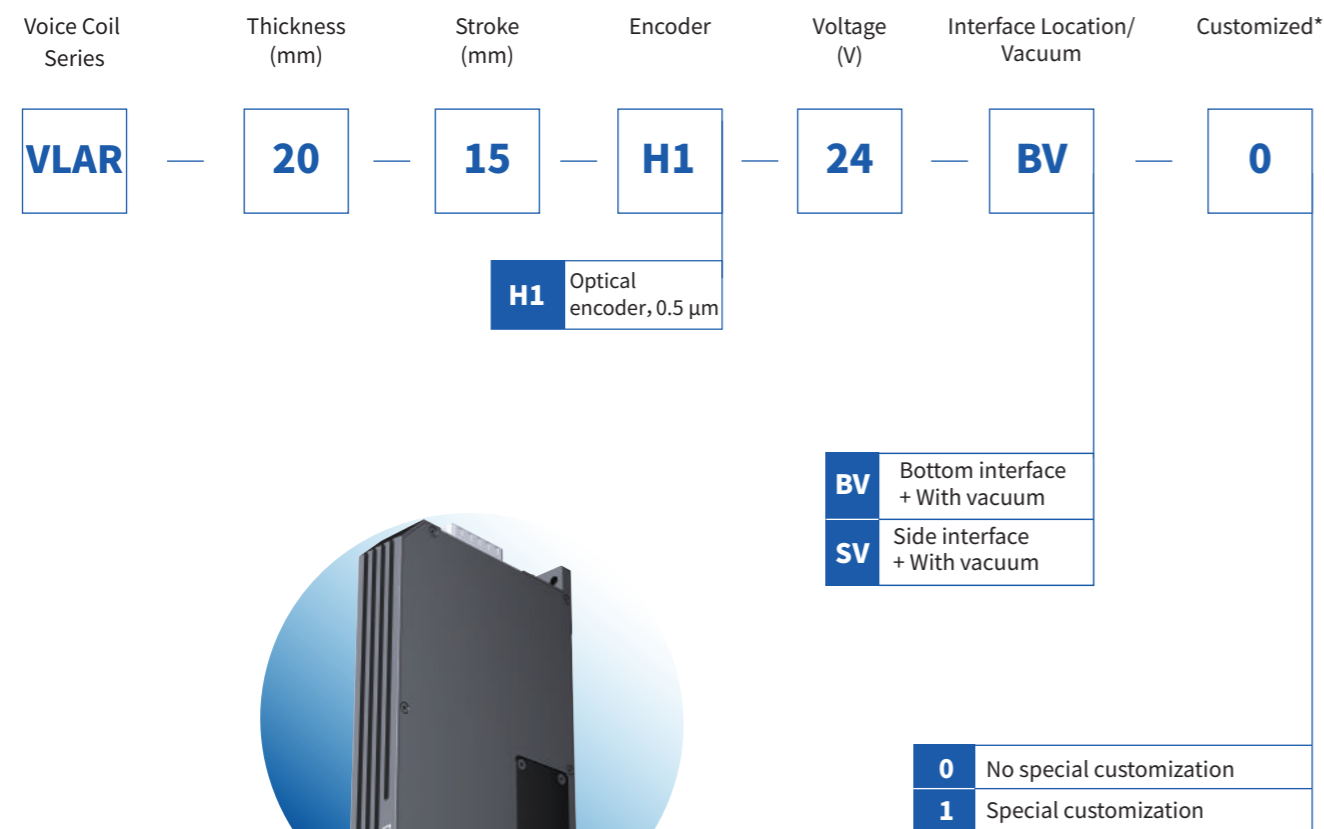
Dimensions



VLAR-20-15 (Optical encoder)

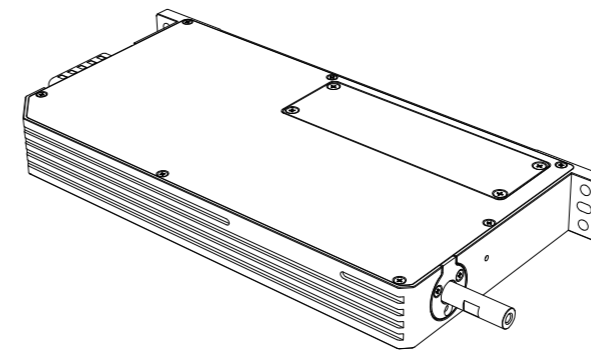
VOICE COIL LINEAR ROTARY ACTUATOR

SELECTION METHOD



*Note: For customization fees, consult the company's sales staff.

TECHNICAL SPECIFICATIONS

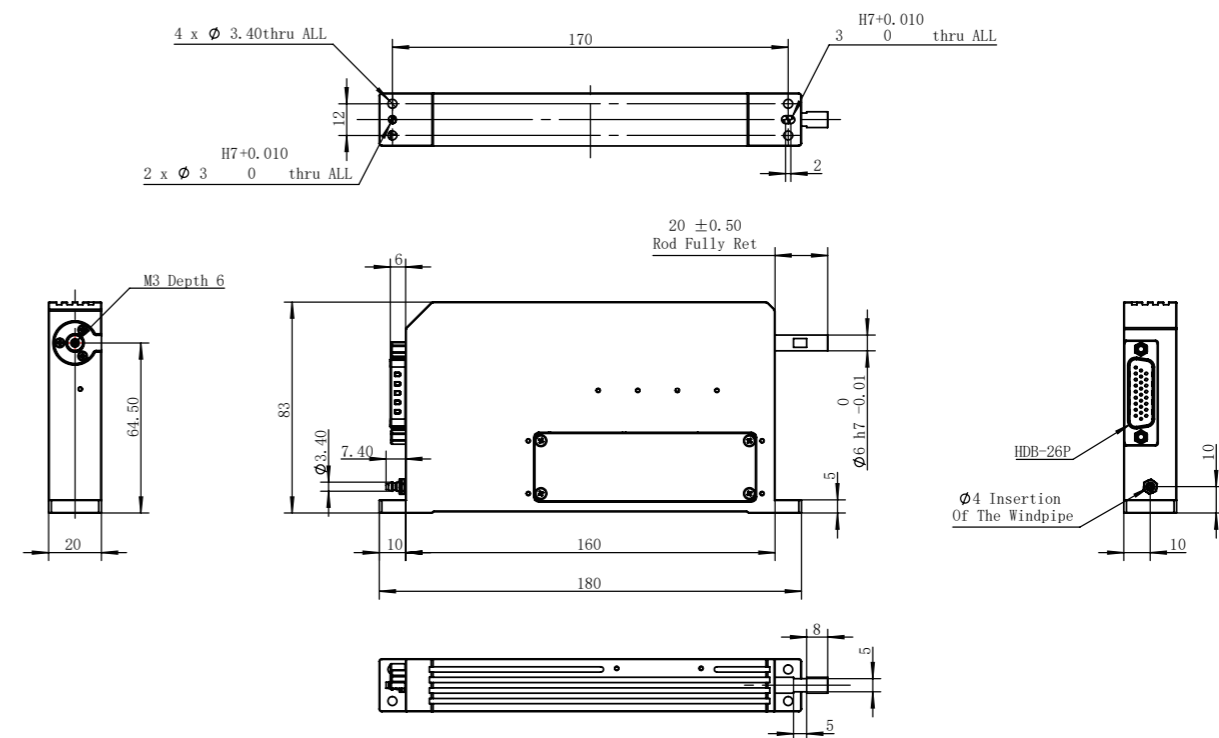


Performance specifications	
Peak thrust	16.5 N
Continuous thrust	8 N
Total stroke	15 mm
Force repeatability	±3 g
Force constant	6.7 N/A
Maximum torque	0.04 N·m
Maximum speed	2000 rpm
Linear stroke resolution	0.5 μm
Positioning repeatability	±2 μm
Rotary encoder resolution	0.005°
Mechanical specifications	
Overall mass	600 g
Movable part mass	156 g
Size	160 mm x 83 mm x 20 mm
Vacuum	With vacuum
Operating environment	
Operating voltage	24 V DC ± 10%
Continuous current	(Linear) 1.2 A (Rotary) 0.6 A
Peak current	(Linear) 2.5 A (Rotary) 2.5 A
Recommended load	≤150 g
Recommended load inertia	20 g·cm ²
IP rating	IP 40
Recommended operating environment	0°C-40°C, 85% RH or less
International standard compliance	CE, FCC, RoHS



For specific selection of voice coil products, please contact DH-Robotics or authorized agent for application and process confirmation. When higher requirements for actuators are required, please contact engineering staff.

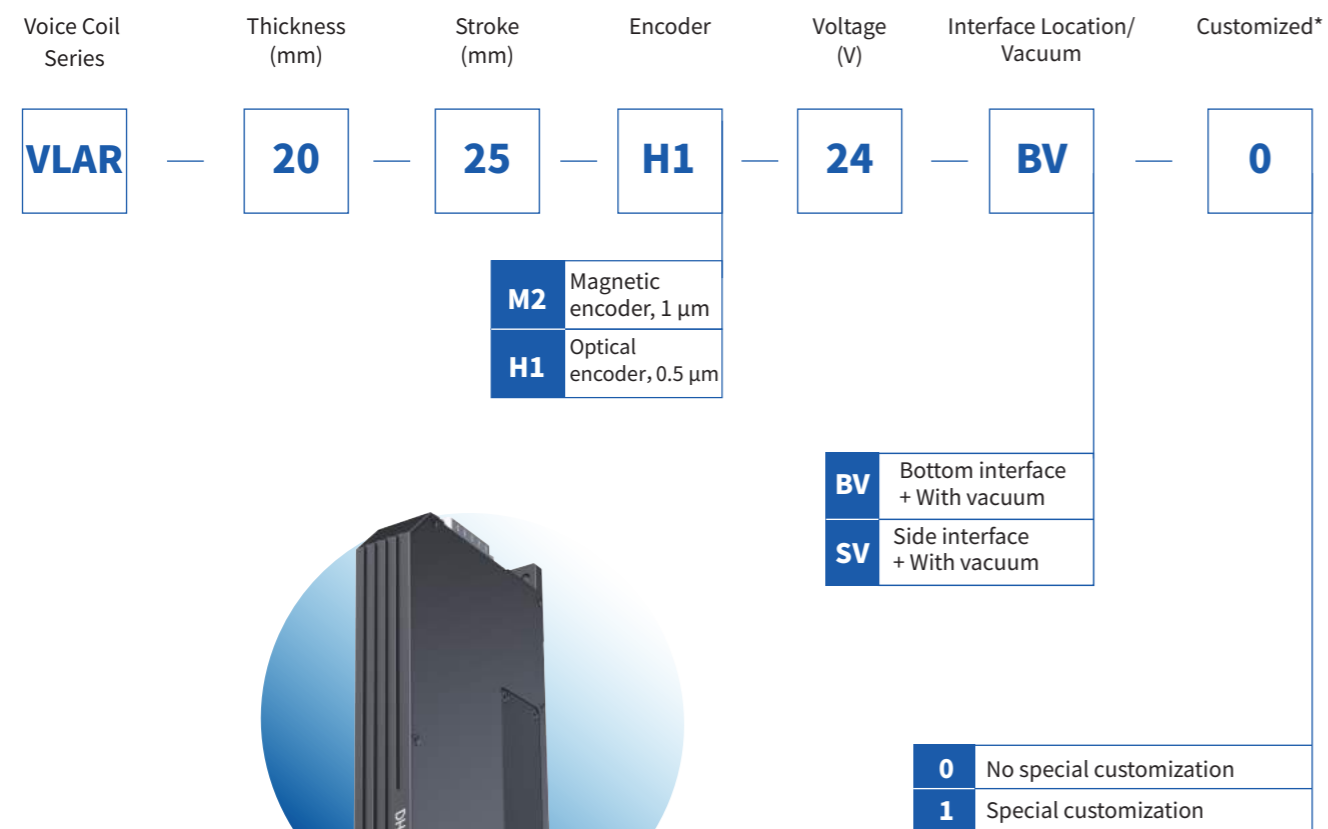
Dimensions



VLAR-20-25 (Optical/Magnetic encoder)

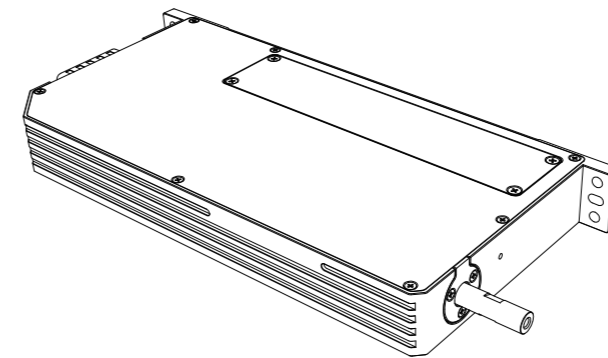
VOICE COIL LINEAR ROTARY ACTUATOR

SELECTION METHOD



*Note: For customization fees, consult the company's sales staff.

TECHNICAL SPECIFICATIONS

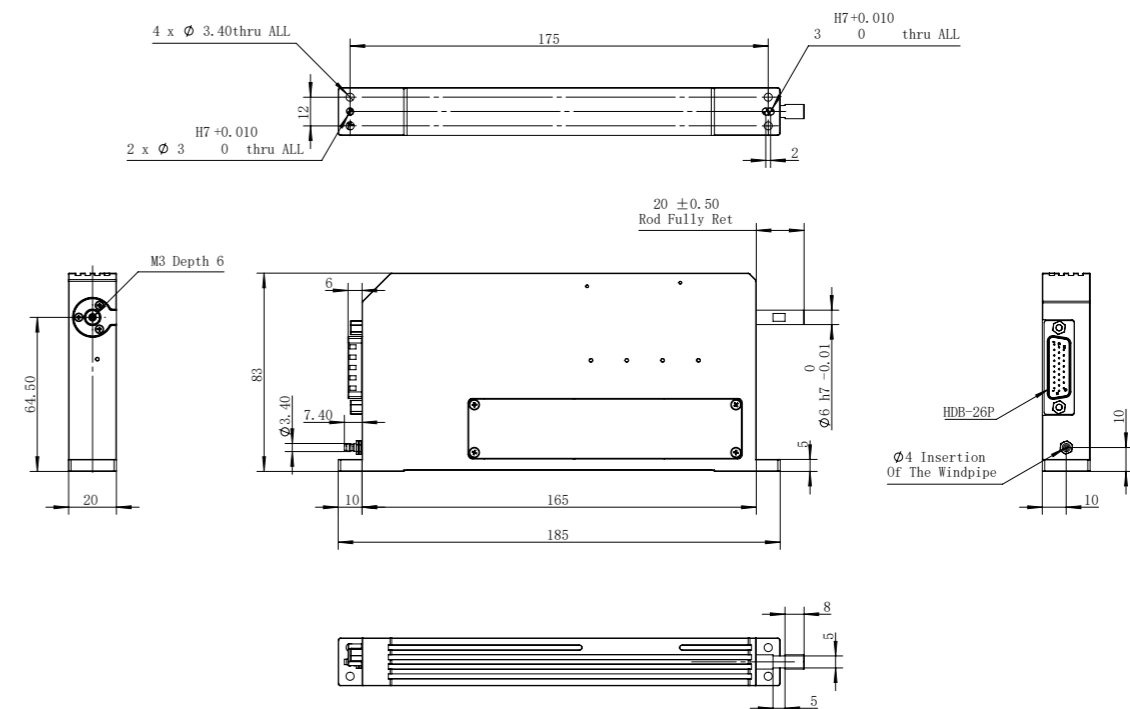


Performance specifications		
Peak thrust	16 N	
Continuous thrust	8 N	
Total stroke	25 mm	
Force repeatability	±3 g	
Force constant	6.5 N/A	
Maximum torque	0.056 N·m	
Maximum speed	2000 rpm	
Linear stroke resolution	1 μm <small>(Magnetic grid encoder)</small>	0.5 μm <small>(Optical encoder)</small>
Positioning repeatability	±5 μm <small>(Magnetic grid encoder)</small>	±2 μm <small>(Optical encoder)</small>
Rotary encoder resolution	0.02° <small>(Magnetic grid encoder)</small>	0.005° <small>(Optical encoder)</small>
Mechanical specifications		
Overall mass	687 g	
Movable part mass	166 g	
Size	165 mm x 83 mm x 20 mm	
Vacuum	With vacuum	
Operating environment		
Operating voltage	24 V DC ± 10%	
Continuous current	(Linear) 1.2 A (Rotary) 0.6 A	
Peak current	(Linear) 2.5 A (Rotary) 2.5 A	
Recommended load	≤150 g	
Recommended load inertia	20 g·cm ²	
IP rating	IP 40	
Recommended operating environment	0°C-40°C, 85% RH or less	
International standard compliance	CE, FCC, RoHS	



For specific selection of voice coil products, please contact DH-Robotics or authorized agent for application and process confirmation. When higher requirements for actuators are required, please contact engineering staff.

Dimensions



VLAR-25-25 (Magnetic encoder)

VOICE COIL LINEAR ROTARY ACTUATOR

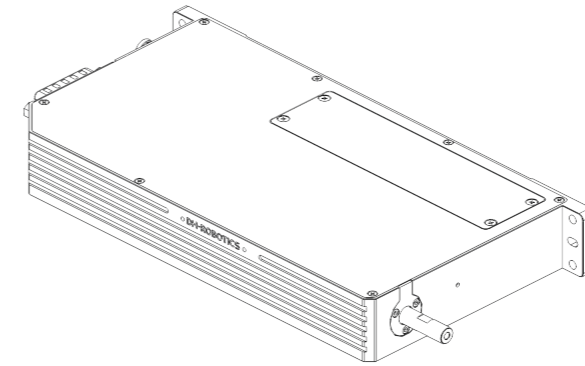
SELECTION METHOD

Voice Coil Series	Thickness (mm)	Stroke (mm)	Encoder	Voltage (V)	Interface Location/ Vacuum	Customized*	
VLAR	25	25	M2	24	BV	0	
			M2	Magnetic encoder, 1 μm			
					BV	Bottom interface + With vacuum	
					SV	Side interface + With vacuum	
						0	No special customization
						1	Special customization



*Note: For customization fees, consult the company's sales staff.

TECHNICAL SPECIFICATIONS

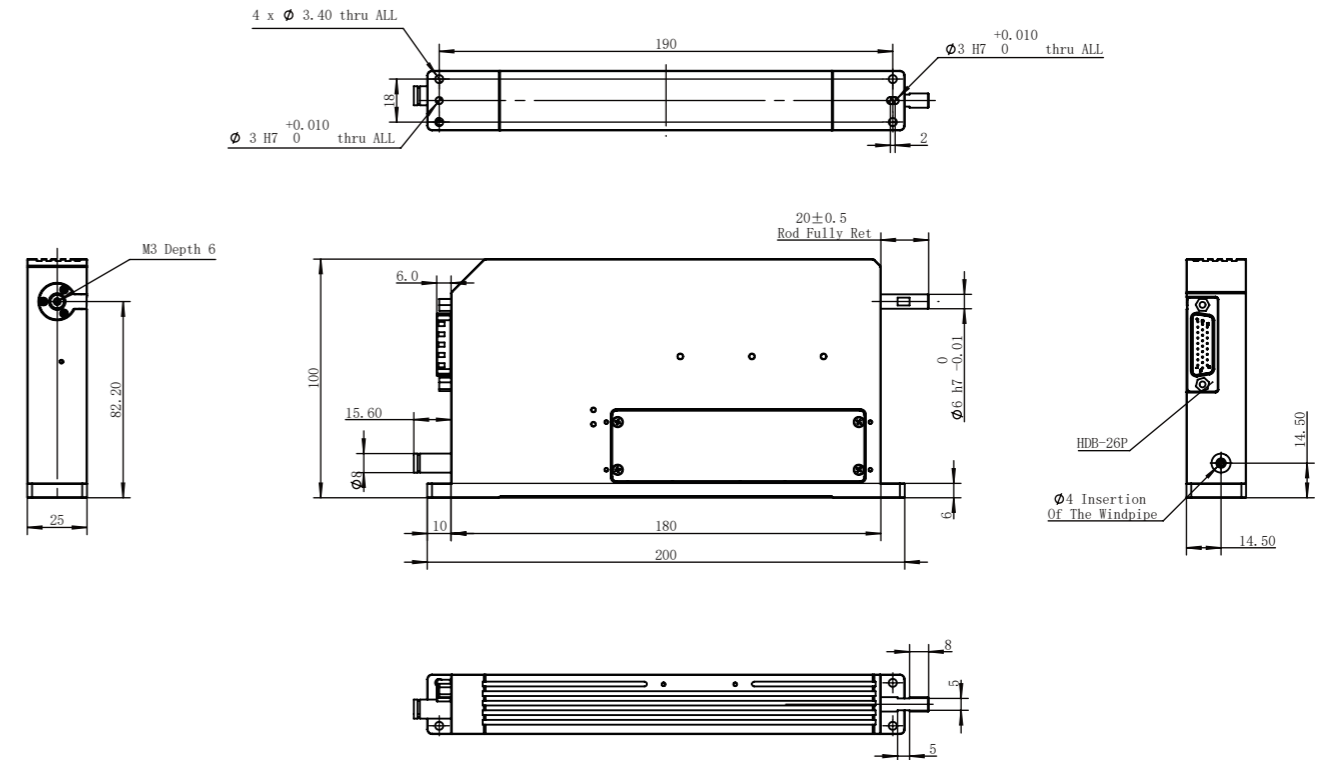


Performance specifications	
Peak thrust	15 N
Continuous thrust	8 N
Total stroke	25 mm
Force repeatability	±5 g
Force constant	6.67 N/A
Maximum torque	0.072 N·m
Maximum speed	2000 rpm
Linear stroke resolution	1 μm
Positioning repeatability	±5 μm
Rotary encoder resolution	0.02°
Mechanical specifications	
Overall mass	1020 g
Movable part mass	280 g
Size	180 mm x 100 mm x 25 mm
Vacuum	With vacuum
Operating environment	
Operating voltage	24 V DC ± 10%
Continuous current	(Linear) 1.2 A (Rotary) 1.0 A
Peak current	(Linear) 2.2 A (Rotary) 2.5 A
Recommended load	≤ 200 g
Recommended load inertia	140 g·cm ²
IP rating	IP 40
Recommended operating environment	0°C-40°C, 85% RH or less
International standard compliance	CE, FCC, RoHS






For specific selection of voice coil products, please contact DH-Robotics or authorized agent for application and process confirmation. When higher requirements for actuators are required, please contact engineering staff.

Dimensions



VOICE COIL ACTUATOR DRIVE

The drives are available in the following models:

Drive	Communication method	Operating mode	I/O	Note	Model
ISD (DH-Robotics) 	USB	Velocity mode Torque mode Position mode	6 digital inputs 4 digital outputs 2 12-bit analog inputs	Small size with excellent force control accuracy. The built-in soft landing function can be configured with rich parameters and is flexible for use.	EtherCAT: ISD-A5-E-01
	EtherCAT (CoE) (changeable to CANopen)	Position track mode Velocity track mode Torque track mode Interpolated position mode Cyclic Synchronous Position mode Cyclic Synchronous Velocity mode Cyclic Synchronous Torque mode			
SERVO TRONIX (Servotronix) 	USB	Velocity mode Torque mode Position mode	8 digital inputs 3 fast digital inputs	Medium size, good force control accuracy, no soft landing function, and configurable I/O trigger script	EtherCAT: CDHD2-0031-DEC2
	RS232				
	Analog voltage	Analog velocity mode Analog torque mode	6 digital outputs 2 fast digital outputs		
	EtherCAT (CoE) (changeable to CANopen)	Position track mode Velocity track mode Torque track mode Interpolated position mode Cyclic Synchronous Position mode Cyclic Synchronous Velocity mode Cyclic Synchronous Torque mode	1 16-bit analog input 2 14-bit analog inputs 1 analog output		
ELMO (Elmo) 	USB	Velocity mode Torque mode Position mode	6 digital inputs 2 digital outputs 1 analog input	Small size, excellent force control accuracy, built-in soft landing function, and programmable inside the drive	EtherCAT: G-MOL WHI5/100EE
	RS232				
	EtherNET UDP				
	EtherCAT (CoE) (changeable to CANopen)	Position track mode Velocity track mode Torque track mode Interpolated position mode Cyclic Synchronous Position mode Cyclic Synchronous Velocity mode Cyclic Synchronous Torque mode			

DH-ROBOTICS

is committed to provide first-class core components of precision motion control.